



Mýrdalshreppur

Staða og horfur ferðapjónustusveitarfélags á hamfaratímum



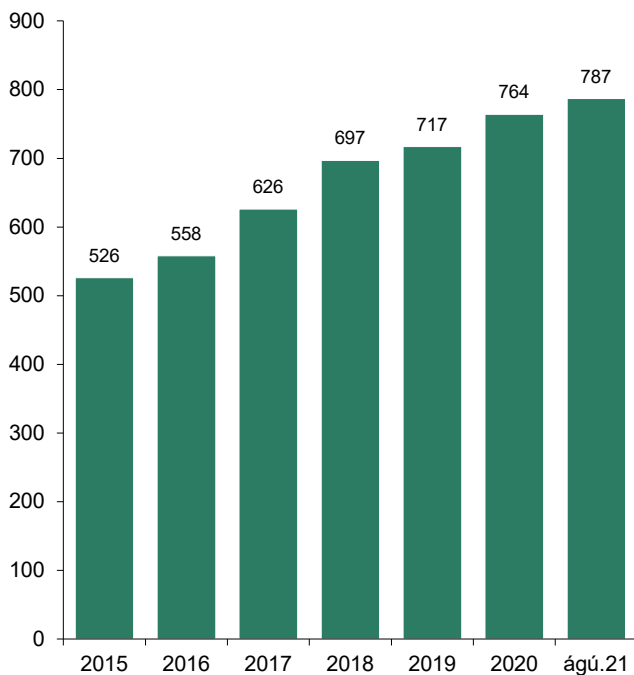
Mannfjöldapróun



Mýrdalshreppur

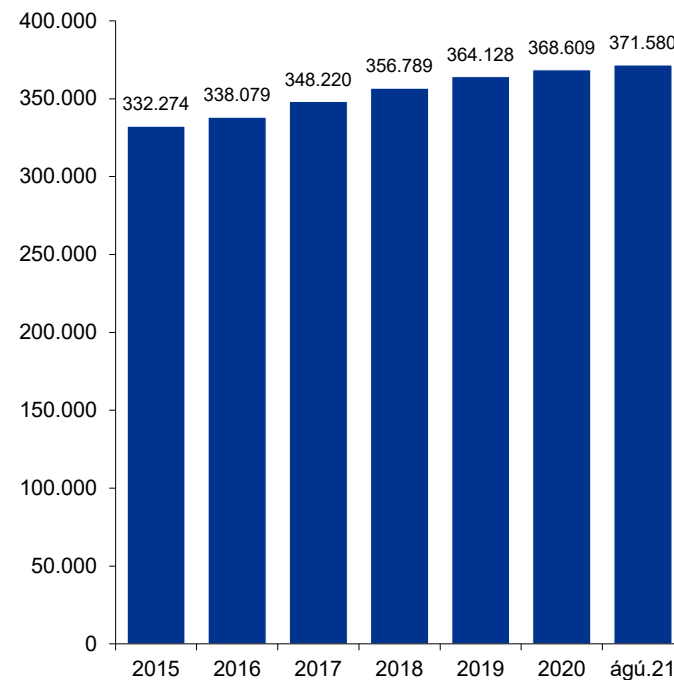
Mýrdalshreppur

Vöxtur 6,1% 12,2% 11,3% 2,9% 7,0% 2,6%



Landið allt

Vöxtur 1,7% 3,0% 2,5% 2,1% 1,2% 0,8%



...íbúafjöldun umfram landsmeðaltal

Heimild: Hagstofa Íslands og greining KPMG



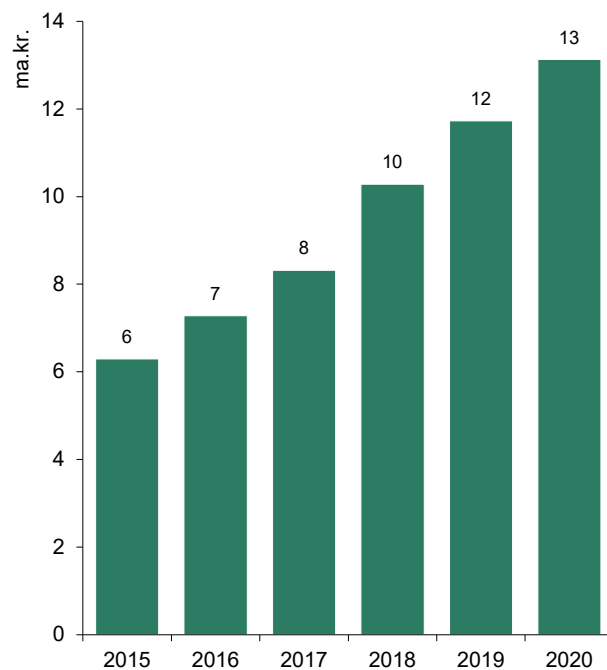
Fasteignamat í árslok



Mýrdalshreppur

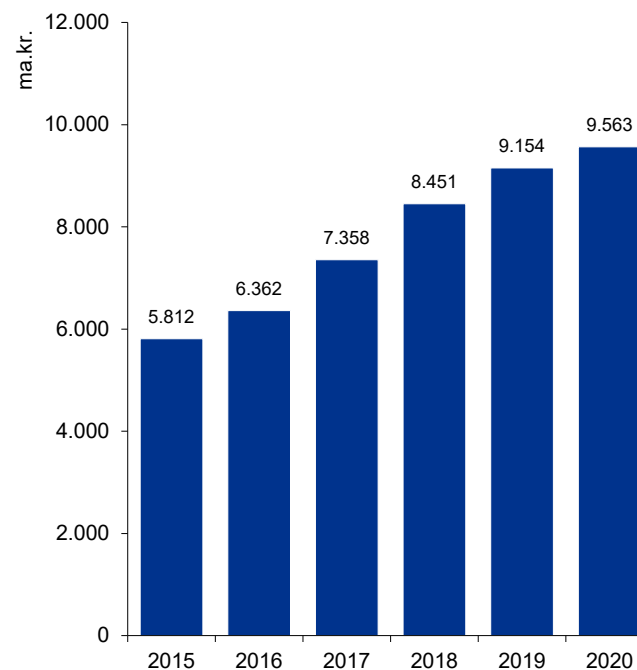
Mýrdalshreppur

Vöxtur	16%	14%	24%	14%	12%
--------	-----	-----	-----	-----	-----



Landið allt

Vöxtur	9%	16%	15%	8%	4%
--------	----	-----	-----	----	----



...veruleg hækkun fasteignamats leitt til aukinna fasteignagjalda

Heimild: Þjóðskrá Íslands og greining KPMG

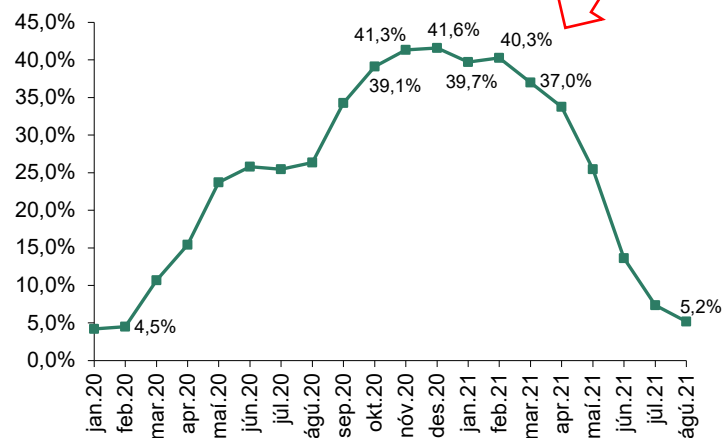
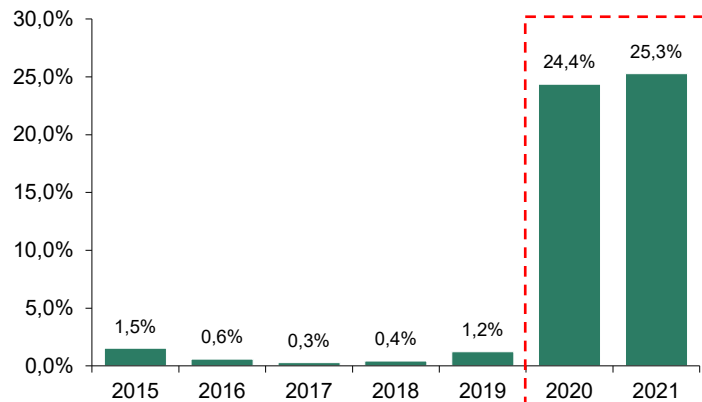


Atvinnuleysi

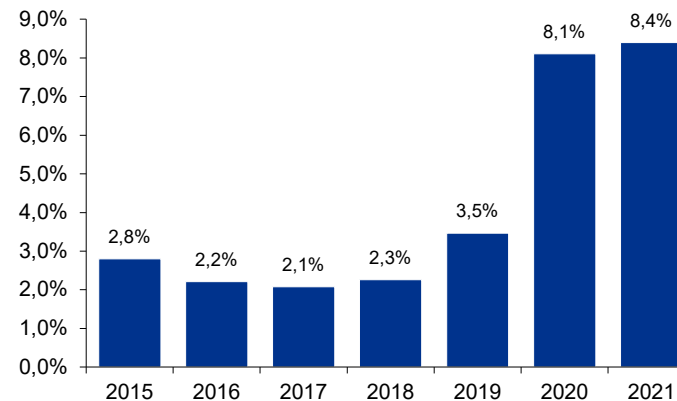


Mýrdalshreppur

Mýrdalshreppur



Landið allt



...COVID-19 leiddi til aukins atvinnuleysis í sveitarfélaginu sem var 4,5% í febrúar 2020 en fór yfir 40% á tímabilinu okt.'20 – feb.'21

Heimild: Vinnuálastofnun og greining KPMG



Staðgreiðsla

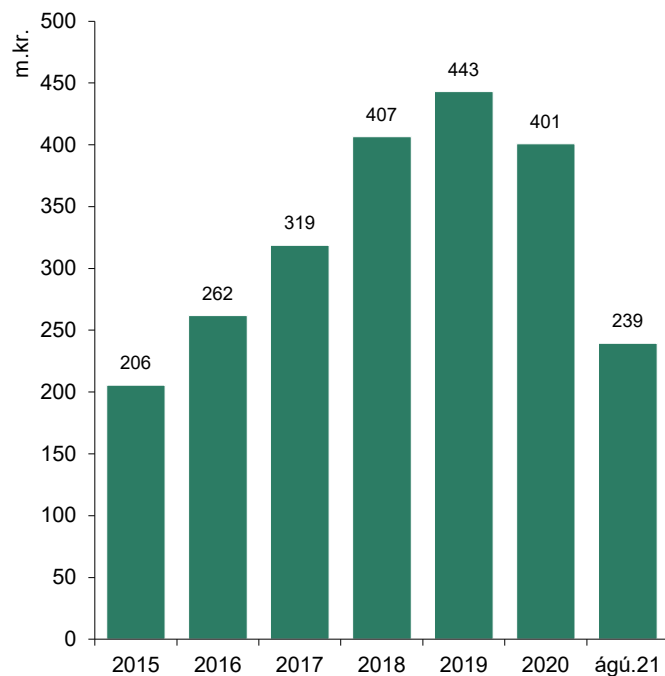


Mýrdalshreppur

Mýrdalshreppur

Vöxtur	27,3%	21,7%	27,3%	9,0%	-9,5%	-5,6%*
--------	-------	-------	-------	------	-------	--------

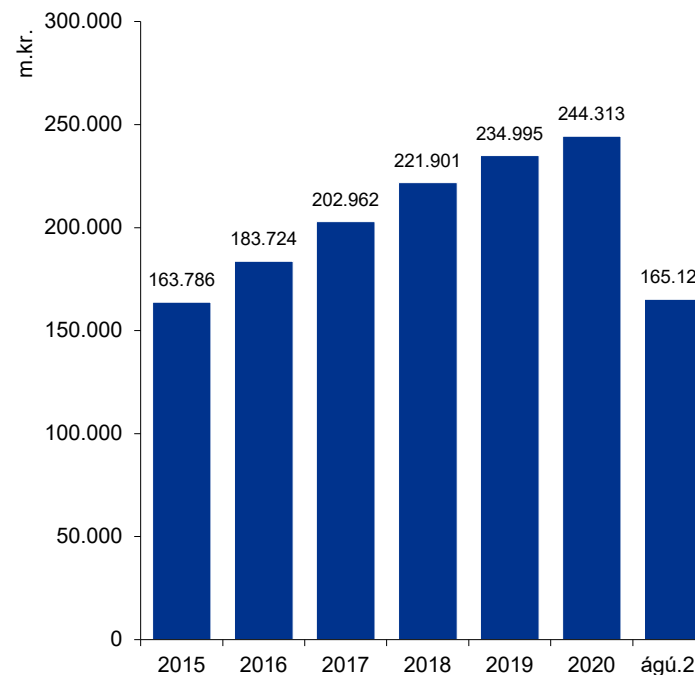
*samanburður við YTD'20



Landið allt

Vöxtur	12,2%	10,5%	9,3%	5,9%	4,0%	7,4%*
--------	-------	-------	------	------	------	-------

*samanburður við YTD'20



...aukið atvinnuleysi leitt til samdráttar í greiddri staðgreiðslu

Heimild: Samband íslenskra sveitarfélaga og greining KPMG

